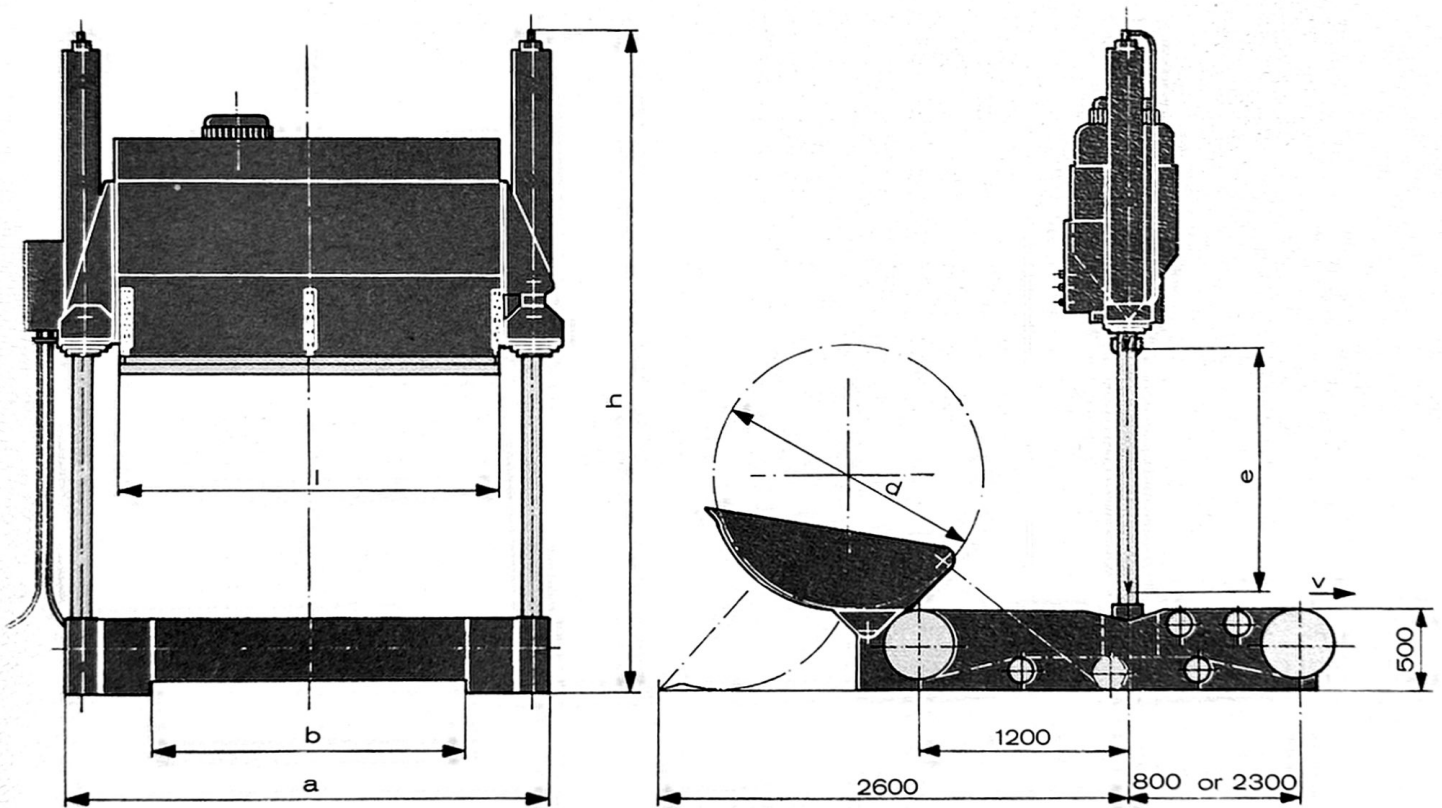


Jylhä broke roll splitter

Conveyor model

Broke removal by conveyor



Max. roll length	b	a
1500	1200	2300
2000	1600	2800
2500	1600	3300
3000		
3500		

Max. roll diameter	h	e
1200	3300	1150
1500	3900	1450
1800	4500	1750


Jylhä broke roll splitter

The machine frame is of welded steel construction. The encased knife beam rests on the piston shafts of hydraulic cylinders. These cylinders are coupled in series and operate hydraulically, thus permitting horizontal alignment of the knife regardless of load distribution. A safety mechanism mounted inside the knife beam is activated if the knife beam inclines more than 3 degrees; the beam is returned to the upper position where the knife is automatically realigned. Inclination is also corrected when the knife beam reaches the lower position.

The splitter has a built-in lifting mechanism, which lifts a new roll onto the stand when the knife beam ascends.

The hydraulic system, consisting of pump, motor, valves and oil reservoir, is contained in a separate unit inside the knife beam.


Push-button controls are in a box on a separate stand.



Structural alternatives:
Basic model, fork-lift model,
conveyor model.

If desired, the splitter can
be delivered, with a tilt table.


The splitter is movable and
needs no permanent foundation
and anchorage. Painted in the
colour of customer's choice,
it is delivered fully assembled
with hydraulic oils.



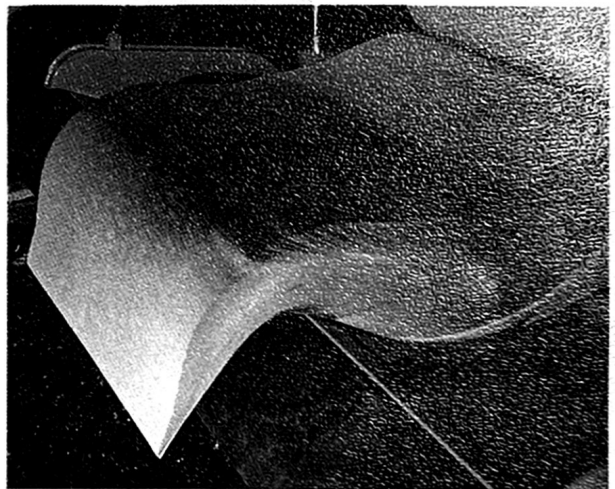
Special care has been taken to ensure safe working conditions. When not in use the knife is protected by bars, which move aside during cutting.



The knife can be activated only by continuous pressure on the two-handed starter, which is on the control box on a separate stand.



The hydraulic system and oil reservoir are located inside the knife beam.



The roll lifting device can also be used for removing split rolls.

Technical data	l = 1500...2500	l = 3000 and 3500
Cutting power	250 kN (25500 kp)	290 kN (29600 kp)
Cutting speed	25 mm/s	25 mm/s
Return speed	24 mm/s	24 mm/s
Total weight	2200...3000 kg	3500 ... 4000 kg
Floor load	2000 kg/m ²	2300 kg/m ²
Motor	4 kW, 50 s ⁻¹ (3000min ⁻¹)	5,5 kW, 50 s ⁻¹ (3000min ⁻¹)
Max. oil pressure	21 MPa (215kp/cm ²)	25 MPa (255kp/cm ²)
Oil charge	150 l	150 l

Oils suitable for hydraulics	
Shell	Tellus Oil 29
Esso	Nuto H 44
Mobil Oil	DTE Oil 25
Gulf	Gulf Harmony 48 AW
Teboil	Tebo Larita Oil 4.0
BP	Energol TH 65-HB

YHTYNEET PAPERITEHTAAT OY

JYLHÄVAARA

SF-37600 VALKEAKOSKI FINLAND

Tel. 937-46500 telex 22286 ypra sf



Jylhävaara Svenska AB
Sibyllegatan 46-48, 5 tr.
S-10246 STOCKHOLM 5
Sweden
Telephone: 08/142 720
Telex: 17676 walki s

Firma Blørn Lyche
Brugaten 1
OSLO 1
Norway
Telephone: 02/419 140
Telex: 19123 sk-n

Sheldons Engineering Works Ltd.
WELLS
Somerset
BA5 2HJ
England
Telephone: Wells 0749 72063
Telex: 449663 sheleg g

Hymac Ltd.
2995 Le Corbusier Blvd
LAVAL Que H7S 1Z9
Canada
Telephone: 514-331-0004
Telex: 05-27366 hymac vdl

Gockel & Co GmbH
Postfach 370103
8 München 37
BRD
Telephone: (089) 525 014
Telex: 529 129 gocom d